



Swisscom Trust Services provides its partners with simple signature processes and identification - secure, recognised in the EU and Switzerland.

## Self-Identification in a few minutes!

### Registration for the signing service

Register once - sign as often as you like is the motto of the Signing Service, at least if the ID card is still valid. Self-identification procedures are permitted for qualified signatures in the EU. As part of the Smart Registration Service, Swisscom Trust Services uses the SRS Selfie Ident EU procedure of its partner NECT in Germany in addition to the classic video identification procedure, identification via a bank account or an eID.

### Embedded in the Smart Registration Service

SRS Selfie Ident EU is available for all customers with a Smart Registration Service contract as an additional method of registration and can be selected immediately. Alternatively, voucher codes can be purchased for identification via the portal

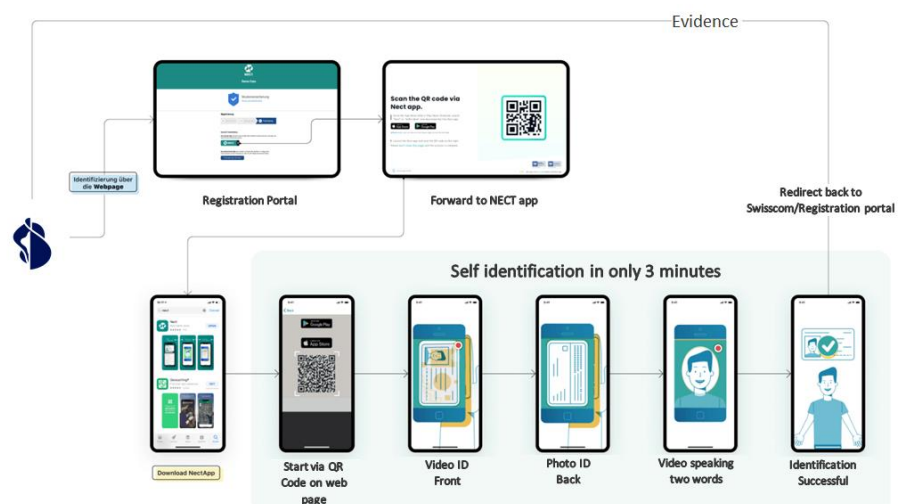
<https://srsident.trustservices.swisscom.com/en/>

### Process

The app published by the identification partner NECT must be downloaded from the Google or iOS App Store. It is also advisable to already register for the standard authentication means Mobile ID App, which can also be downloaded from the app stores. When the registration process is started, a QR code is displayed on the starting website, which you must capture by the NECT app. Afterwards you will take a video of the front of the ID document, a photo of the back of the ID document and a selfie video for a "liveness check" by the person to be registered. During the ID video, security features, e.g., holograms, are checked. During the liveness check, the person must speak certain words.







In the further course of the process, the mobile number is checked for future authentication and signature approval. The terms of use are also confirmed immediately, for which the authentication means, e.g., Mobile ID can then be used for the first time for approval.

The app transfers all data automatically to Swisscom's Smart Registration Service so that the signature can be confirmed by Mobile ID App authentication only.





## Facts & Figures

 <b>Partner Nect GmbH</b>	<p><b>Nect GmbH, Hamburg, Germany</b></p> <p>Award-winning digital onboarding partner that has deployed its auto-identification method millions of times for numerous companies and public authorities: <a href="https://nect.com/en/">https://nect.com/en/</a></p> <p>7d/24h service with manual background check of some samples within max. 24 hours</p> <p>No direct contractual relationship with NECT, the service is adapted for Swisscom and available as part of a Smart Registration Service contract. Only in the case of parallel own use (e.g. AML) of the data collected for Swisscom an additional contract with Nect will be necessary.</p>
 <b>Requirements for the signatory</b>	<p><b>What does the signatory need?</b></p> <p>The signer must identify himself with a machine-readable ID document, which covers most countries in the world. He uses the camera of his smartphone for the videos and photos. He should have already installed the Mobile ID App BEFORE registration for later signature authentication. NECT will guide the signer in German, English and other languages on request and the process is based on the specifications of the eIDAS Regulation and the requirements of data protection.</p>
 <b>Authentication</b>	<p><b>Register once – sign multiple</b></p> <p>Registration must be performed only once until the ID document expires or within 5 years. Based on the mobile phone number stored during the video identification, the signatory can sign as often as desired and only has to release the signatures with one of the following authentication procedures:</p> <ul style="list-style-type: none"><li>• Mobile ID app, app with second factor biometrics option, <a href="https://mobileid.ch">https://mobileid.ch</a></li><li>• Combination of password (set during registration) and additional one-time code transmitted by SMS, in case no Mobile ID (App) will be used</li><li>• Mobile ID (available for Swisscom, Sunrise and Salt CH customers), <a href="https://mobileid.ch">https://mobileid.ch</a></li></ul>
 <b>Subscriber application</b>	<p><b>Subscriber Application (Signature Application)</b></p> <p>The signature application is provided by partners of Swisscom or the customer itself, see <a href="https://trustservices.swisscom.com">https://trustservices.swisscom.com</a> for more details. The document always remains in the signature application, Swisscom only receives a hash of the document.</p>
 <b>Signature quality</b>	<p><b>Signature Quality: Advanced electronic EU/CH or Qualified electronic EU</b></p> <p>Qualified electronic signatures according eIDAS. Or, advanced signatures for Switzerland and the EU (eIDAS jurisdiction area). All signatures are displayed with a green tick in Adobe.</p>
 <b>Cost</b>	<p><b>Cost</b></p> <p>In addition to the costs for the Signing Service, costs are according to the standard order form of the Smart Registration Service:</p> <p>Either:</p> <ul style="list-style-type: none"><li>• Annual fees for the embedding of the Smart Registration Service on its own web page including access to all different registration methods</li><li>• Transaction costs per registration</li></ul> <p>Or:</p> <ul style="list-style-type: none"><li>• Voucher cost for use of the Swisscom registration portal</li></ul>

Are you interested in making the signature experience with SRS Selfie Ident EU as easy as possible?  
Do not hesitate to contact us – we appreciate your request! <https://trustservices.swisscom.com>